

MECOSTA COUNTY ROAD COMMISSION
2010
Annual Report



John Currie
Chairman

Randy Maxwell
Vice Chair

Paul Jeffs
Member

**PREPARED FOR THE MECOSTA COUNTY BOARD
AND THE RESIDENTS OF MECOSTA COUNTY**

**PREPARED BY THE MECOSTA COUNTY ROAD COMMISSION
JOYCE E. KUIPERS, MANAGING DIRECTOR/CLERK**

**MECOSTA COUNTY ROAD COMMISSION
PRIMARY LOCAL ROAD CERTIFICATION**

	Miles	
Primary Road	274.88	24%
Local Road	874.99	76%
Total County Miles	1149.87	

State Trunkline:		
Freeway Miles	127.074	(lane miles)
Non-Freeway Miles	173.366	
Total State Miles	300.44	



	Miles	
Primary Roads Paved	238.08	
Primary Roads Gravel	36.8	
Local Roads Paved	272.94	
Local Roads Gravel	469.51	
Seasonal Roads	132.54	
Total County Miles	1149.87	



2010 Centerline painting:

	Miles	
Primary	35.22	
Local	7.3	

2010 Edgeline painting:

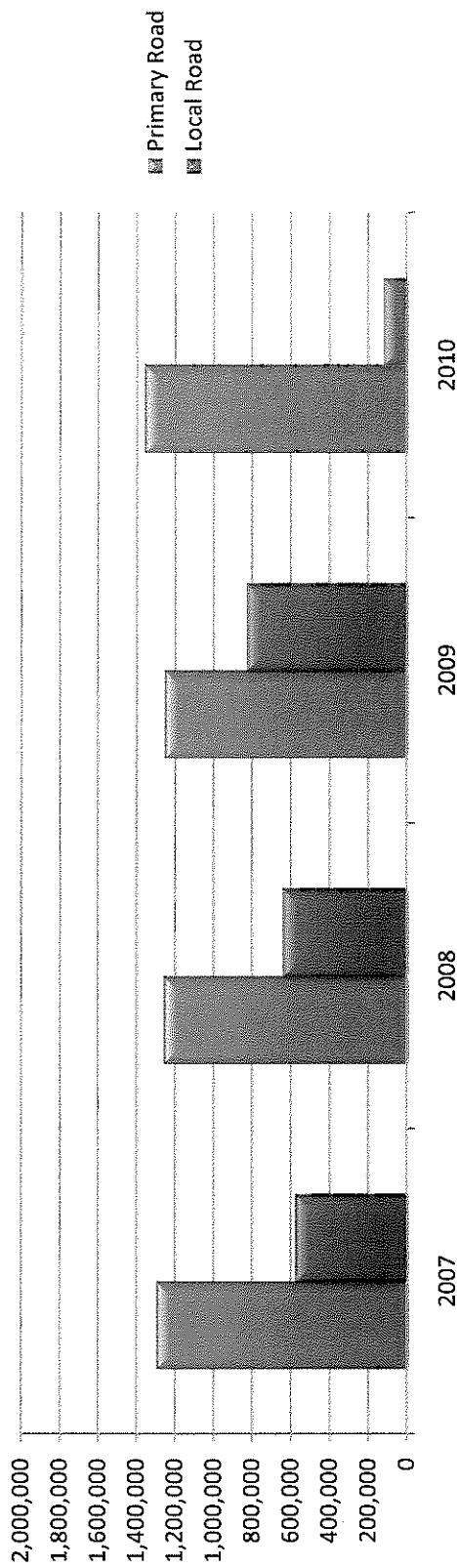
Primary	29.23	
Local	0	

MECOSTA COUNTY ROAD COMMISSION

	2007	2008	2009	2010
PRIMARY ROAD	1,293,111	1,253,996	1,249,712	1,353,284
LOCAL ROAD	572,225	634,247	821,385	115,791

PRIMARY ROAD
LOCAL ROAD

Heavy Maintenance



MECOSTA COUNTY ROAD COMMISSION
2010
ROAD MAINTENANCE

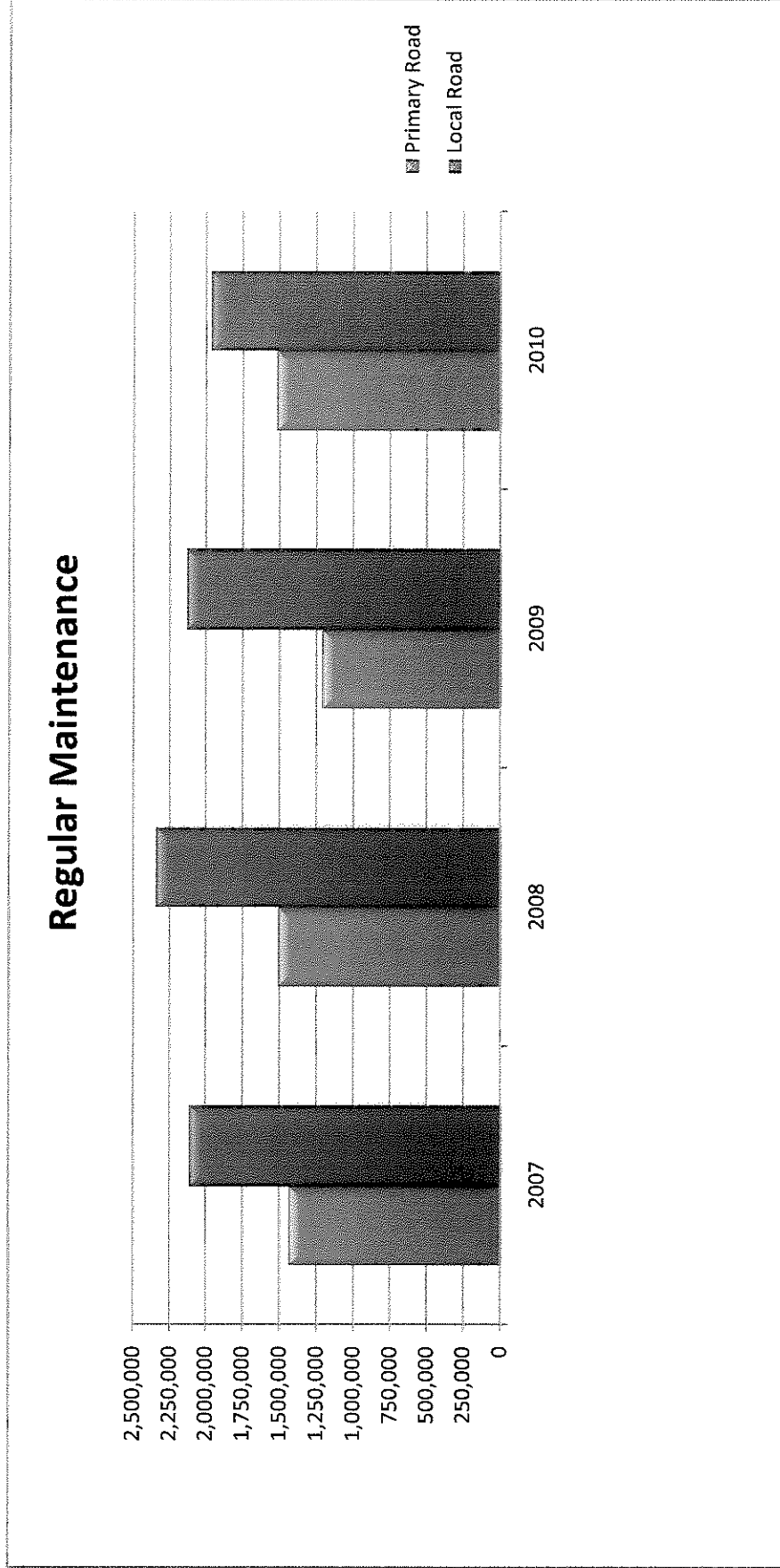
	<u>Primary</u>	<u>Local</u>
Surface Maintenance		
Asphalt	154,674	66,572
Gravel	21,906	477,266
Patch	57,078	36,938
Sealcoat	297,277	25,465
Grading	10,757	98,839
Shoulder Maintenance		
Grading/Maint.	69,962	21,893
Gravel	111,655	23,905
Trees & Shrubs	31,686	223,662
Drainage & Backslopes	44,769	65,373
Roadside Cleanup	288	385
Grass & Weed Control	50,837	58,379
Culverts	46,771	9,783
Guardrail & Posts/ROW Fence	0	115
Sweeping & Flushing	2,785	1,827
Winter Maintenance	486,874	593,882
Dust Layer	2,693	156,256
Traffic Signs	37,233	22,321
Seasonal Roads	0	10,446
Field Supervision	67,410	57,179
Emergency Repairs	6036	8,649
Pavement Marking	11,786	1,148
TOTALS	<u>1,512,476</u>	<u>1,960,284</u>

**MECOSTA COUNTY ROAD COMMISSION
2010
ROAD MAINTENANCE**

<u>Maintenance Costs for 2010</u>	<u>Primary</u>	<u>Local</u>
Mileage	275	875
Winter Maintenance Cost Per Mile	\$ 1,770	\$ 679
Total Maintenance Cost Per Mile	\$ 5,500	\$ 2,240
Gravel Road Mileage	37	470
Gravel Road Surface Maintenance (Gravel; Grading; Dustlayer)	\$ 2,279	\$ 1,558
Paved Road Mileage	238	273
Paved Road Surface Maintenance (Asphalt; Patch; Sealcoat; Marking)	\$ 2,326	\$ 477
Seasonal Road Mileage		133

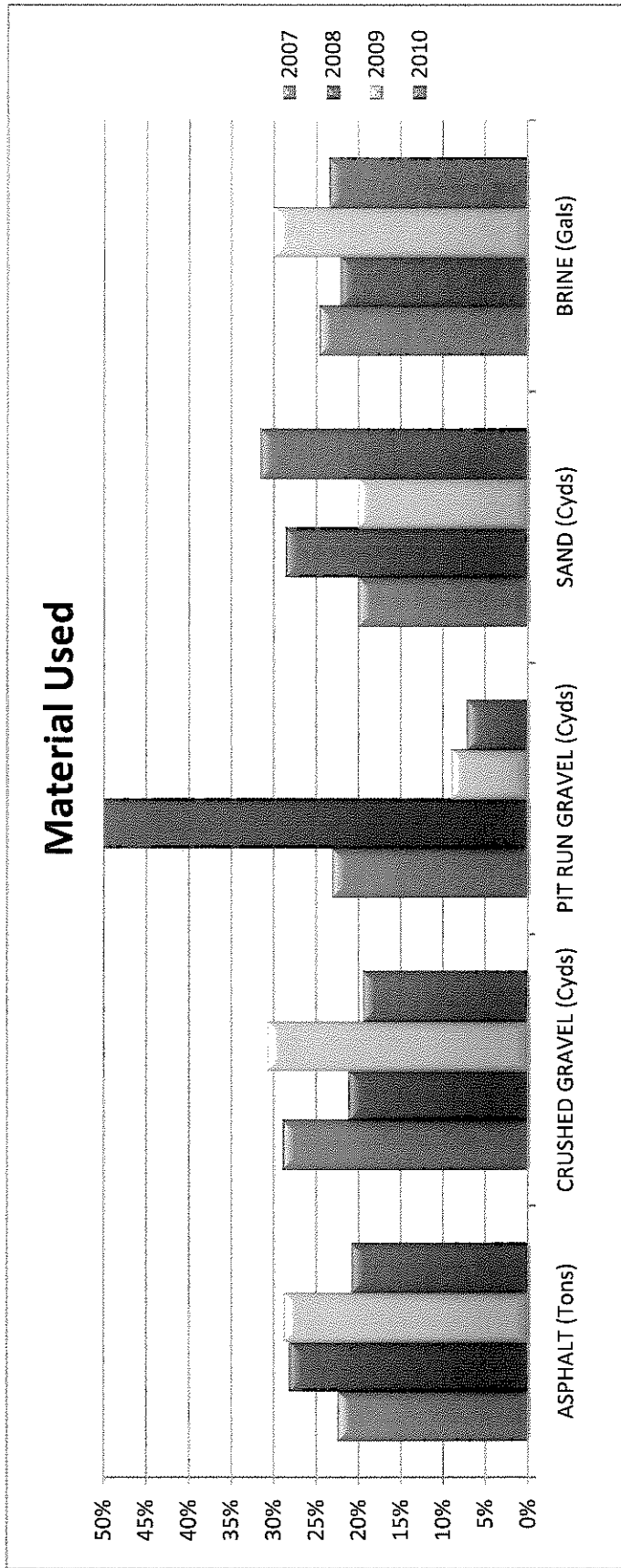
MECOSTA COUNTY ROAD COMMISSION

	2007	2008	2009	2010
PRIMARY ROAD	1,431,921	1,506,298	1,206,826	1,512,476
LOCAL ROAD	2,104,892	2,340,461	2,125,382	1,960,284



MECOSTA COUNTY ROAD COMMISSION

MATERIALS USED	2007	2008	2009	2010
ASPHALT (Tons)	23,521	29,592	30,244	21,870
CRUSHED GRAVEL (Cyds)	39,764	29,129	42,254	26,702
PIT RUN GRAVEL (Cyds)	3,343	8,818	1,297	1,093
SAND (Cyds)	13,273	19,053	13,356	20,976
BRINE (Gals)	2,636,500	2,364,000	3,212,300	2,506,376
		28%	29%	21%
		21%	31%	19%
		61%	9%	7%
		29%	20%	31%
		22%	30%	23%



**MECOSTA COUNTY ROAD COMMISSION
2010
CAPITAL OUTLAY SCHEDULE**

2010 Prurchases/Additions

Land/Land Improvement:

<u>-</u>	\$	-
----------	----	---

Buildings/Bldg Improvements:

<u>23,375</u>	\$	23,375
---------------	----	--------

Road Equipment:

(2) Tandems	216,631	
(2) UB Scrapers	16,130	
(2) Dump Box/Spreaders	111,814	
(2) Wing Blades	16,252	
(1) One Ton Dump	43,896	
(3) Brine Tractors	48,766	
(3) Pickups	58,479	
(2) Chain Saws	1,642	
(1) Western Plow	<u>4,479</u>	

	\$	518,091
--	----	---------

Shop Equipment:

<u>1,191</u>	
--------------	--

	\$	1,191
--	----	-------

Engineering Equipment:

<u>6,285</u>	
--------------	--

	\$	6,285
--	----	-------

Office Equipement:

<u>4,360</u>	
--------------	--

	\$	4,360
--	----	-------

TOTAL 2010 CAPITAL OUTLAY

	\$	<u><u>553,302</u></u>
--	----	-----------------------

**MECOSTA COUNTY ROAD COMMISSION
GENERAL FIXED ASSETS FUND EQUITY
12/31/2010**

ASSETS

Land & Improvements		\$ 8,727,648
Buildings	\$ 2,423,018	
Less Accumulated Depreciation	<u>\$ 1,397,901</u>	\$ 1,025,117
Equipment - Road	\$ 6,371,834	
Less Accumulated Depreciation	<u>\$ 5,374,825</u>	\$ 997,010
Equipment - Shop	\$ 48,933	
Less Accumulated Depreciation	<u>\$ 37,989</u>	\$ 10,944
Equipment - Engineering	\$ 76,501	
Less Accumulated Depreciation	<u>\$ 65,133</u>	\$ 11,368
Office Equipment & Furniture	\$ 98,859	
Less Accumulated Depreciation	<u>\$ 83,722</u>	\$ 15,137
Infrastructure	\$ 30,156,545	
Less Accumulated Depreciation	<u>\$ 14,294,237</u>	\$ 15,862,308
TOTAL ASSETS		<u><u>\$ 26,649,531</u></u>

FUND EQUITY

Plant & Equipment Equity		<u><u>\$ 26,649,531</u></u>
--------------------------	--	-----------------------------

**MECOSTA COUNTY ROAD COMMISSION
STATEMENT OF REVENUES
FOR THE YEAR ENDED DECEMBER 31, 2010**

Federal Sources

Surface Transportation "STP" Program	\$ 417,413	
Federal "D" Funds	\$ -	
Critical Bridge	<u>\$ -</u>	\$ 417,413

State Sources

Michigan Transportation Funds	\$ 3,793,222	
ARRA/Federal Funding	\$ -	
Critical Bridge	\$ -	
MDOT Chemical Storage Facility	\$ -	
Rural Primary "D" Funds	\$ -	
Forest Road "E" Funds	\$ 40,044	
Urban Area "F" Funds	<u>\$ -</u>	\$ 3,833,266

Contributions from Local Units

City & Village Contributions	\$ 20,575	
Township Contributions	\$ 395,384	
Public/County Contributions	\$ 402	
Private Contributions	<u>\$ -</u>	\$ 416,361

Charges for Services

Trunkline Maintenance	\$ 972,236	
Trunkline Non-Maintenance	\$ 9,511	
Salvage Sales	\$ 7,550	
Driveway Permit Fees/Rd Aband Fees	\$ 815	
Fuel Depot/Chloride	<u>\$ 13,498</u>	\$ 1,003,610

Interest and Rents

Interest Earned	\$ 3,160	
Property Rentals	<u>\$ 53,922</u>	\$ 57,082

Other/Other Financing Sources

Land/Bldg Sales	\$ 38,900	
Gain/Loss on Equipment Disposal	\$ 36,873	
Reimbursements	\$ 7,328	
Insurance Recoveries/Fuel Chrg	<u>\$ -</u>	<u>\$ 83,101</u>

TOTAL REVENUES

\$ 5,810,834

**MECOSTA COUNTY ROAD COMMISSION
STATEMENT OF EXPENDITURES
FOR THE YEAR ENDED DECEMBER 31, 2010**

Heavy Maintenance Expense		\$	1,469,075
Maintenance Expense		\$	3,472,760
Trunkline Maintenance Expense		\$	887,268
Non Maintenance Expense		\$	9,511
Administrative Expense		\$	348,715
Equipment Expense	\$	1,626,772	
Less Equipment Rental	\$	<u>1,974,394</u>	\$ (347,622)
Capital Outlay Expense	\$	553,302	
Less Depreciation	\$	543,484	
Less Equipment Retirements	\$	<u>274</u>	\$ 9,544
TOTAL EXPENDITURES			<u>\$ 5,849,251</u>


MECOSTA COUNTY ROAD COMMISSION
STATEMENT OF CHANGES IN FUND BALANCE
YEAR ENDED 12/31/10

	Primary Road Fund (P)	Local Road Fund (L)	Co. Road Comm Fund (C)	Total (T)
Total Revenues	\$ 2,875,041	\$ 1,817,128	\$ 1,118,664	\$ 5,810,834
Total Expenditures	\$ 2,599,907	\$ 2,044,867	\$ 1,204,477	\$ 5,849,251
Excess of Revenues over (under) Expenditures	<u>\$ 275,134</u>	<u>\$ (227,738)</u>	<u>\$ (85,813)</u>	<u>\$ (38,417)</u>
Optional Transfers	\$ (227,738)	\$ 227,738		
Optional Transfers Emer. Local to Primary	\$ -	\$ -		
Total Optional Transfers	<u>\$ (227,738)</u>	<u>\$ 227,738</u>		
Excess of Revenues over (under) Expenditures	<u>\$ 47,396</u>	<u>\$ 0</u>	<u>\$ (85,813)</u>	<u>\$ (38,417)</u>
Beginning Fund Balance	\$ 562,145	\$ -	\$ 1,185,694	\$ 1,747,839
Adjustments	\$ -	\$ -	\$ -	\$ -
Beginning Fund Balance Restated	\$ 562,145	\$ -	\$ 1,185,694	\$ 1,747,839
Interfund Adjustment	\$ -	\$ -	\$ -	\$ -
Ending Fund Balance	<u>\$ 609,541</u>	<u>\$ -</u>	<u>\$ 1,099,881</u>	<u>\$ 1,709,422</u>

MECOSTA COUNTY ROAD COMMISSION

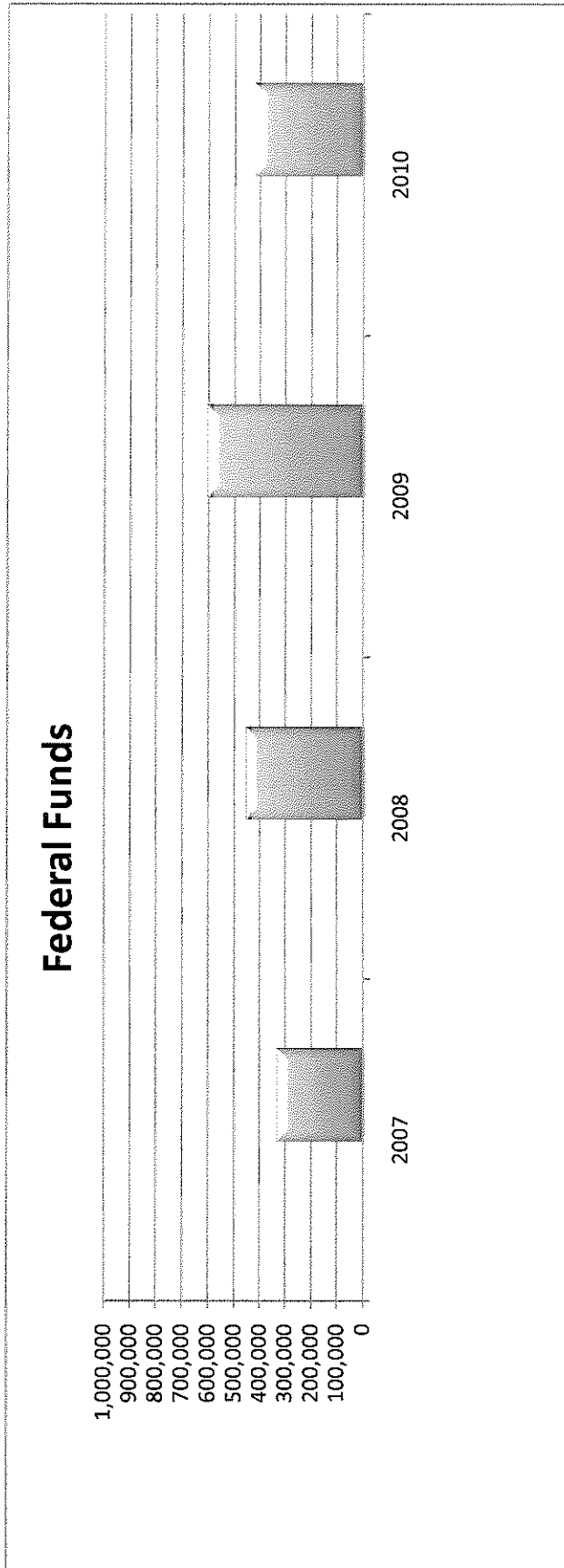
	2007	2008	2009	2010
MVF	\$ 3,960,919.43	\$ 3,835,855.87	\$ 3,758,294.77	\$ 3,793,222.29

Motor Vehicle Funds



MECOSTA COUNTY ROAD COMMISSION

	2007	2008	2009	2010
Federal Funds	\$ 330,147.84	\$ 455,123.72	\$ 603,162.17	\$ 417,412.99



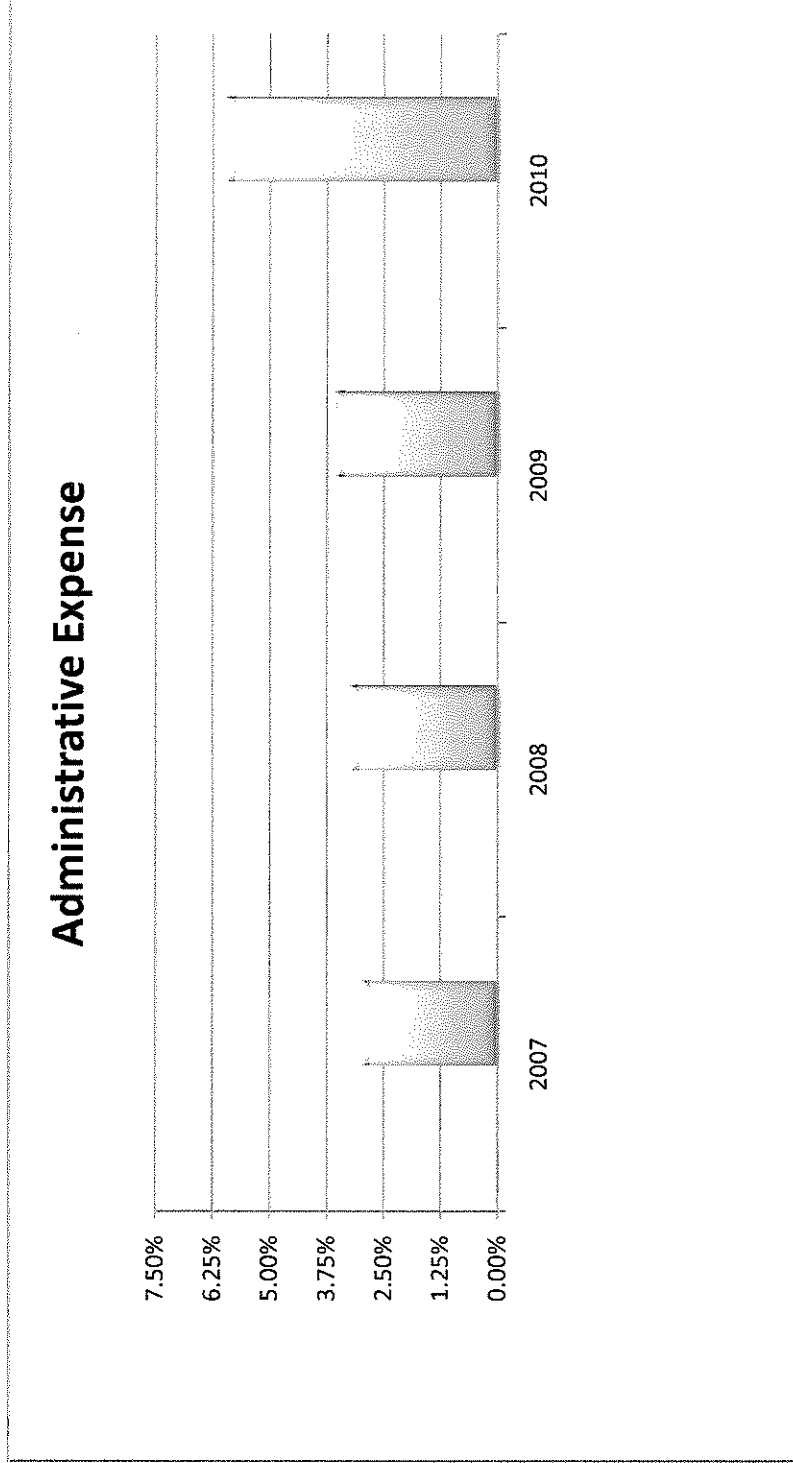
Note: ARRA/Federal Funds Projects:
 Pierce Road (120th - 150th) Overlay
 5 Mile Road (100th - 170th) Overlay

\$	4,128.59
\$	<u>413,284.40</u>
\$	417,412.99

*2006-2008 Federal Funds Sold

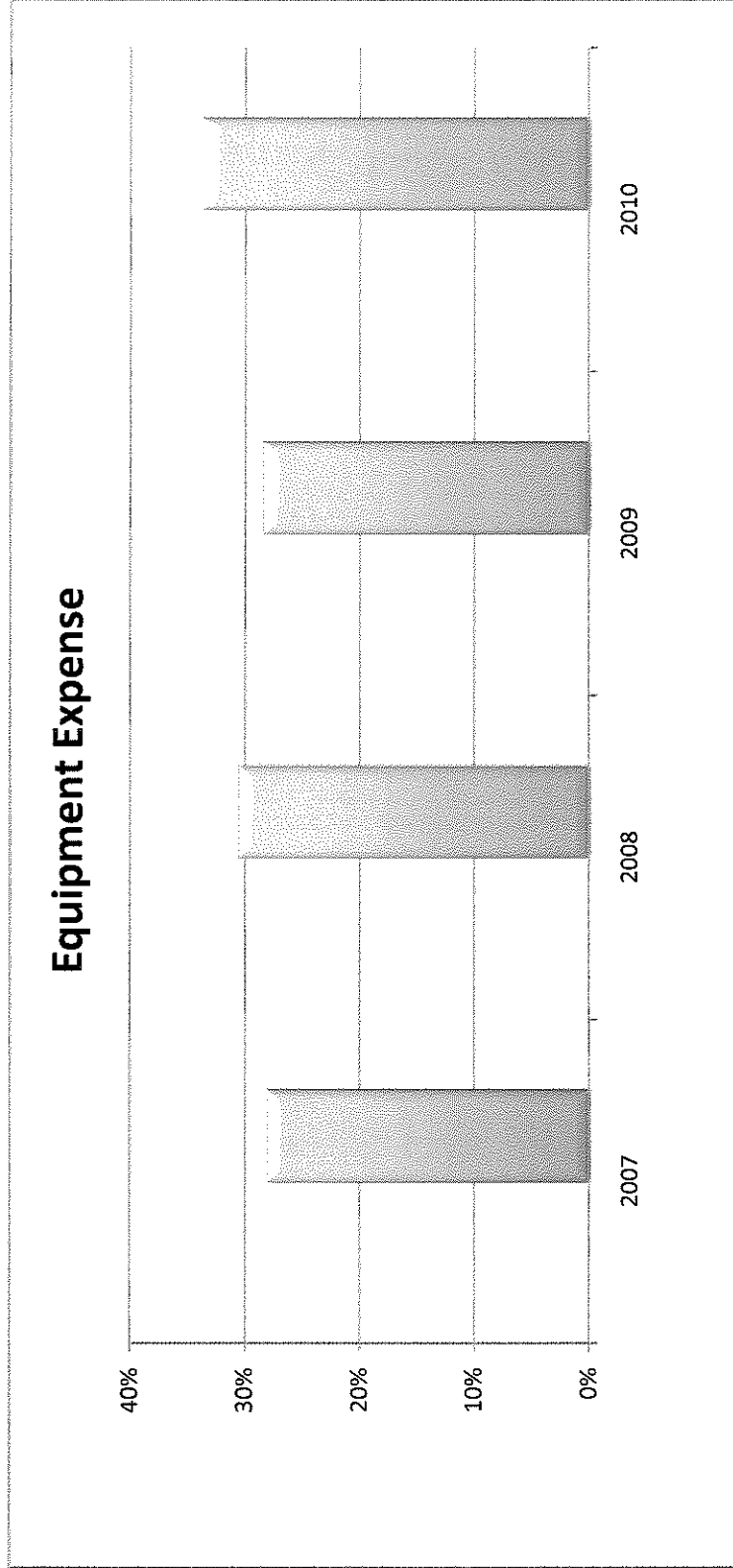
**MECOSTA COUNTY ROAD COMMISSION
BUDGET PERCENTAGE REPORT**

	2007	2008	2009	2010
ADMINISTRATIVE EXPENSE	2.97% 203,566	3.21% 220,799	3.54% 238,531	5.94% 348,715
TOTAL BUDGET	6,857,250	6,873,600	6,740,700	5,866,450



**MECOSTA COUNTY ROAD COMMISSION
BUDGET PERCENTAGE REPORT**

	2007	2008	2009	2010
EQUIPMENT OPERATING EXPENSE	28.00% 1,920,126	30.48% 2,094,935	28.35% 1,911,062	33.66% 1,974,394
TOTAL BUDGET	6,857,250	6,873,600	6,740,700	5,866,450



**MECOSTA COUNTY ROAD COMMISSION
SCHEDULE OF 2010
TOWNSHIP CONTRIBUTIONS EXPENDITURES**

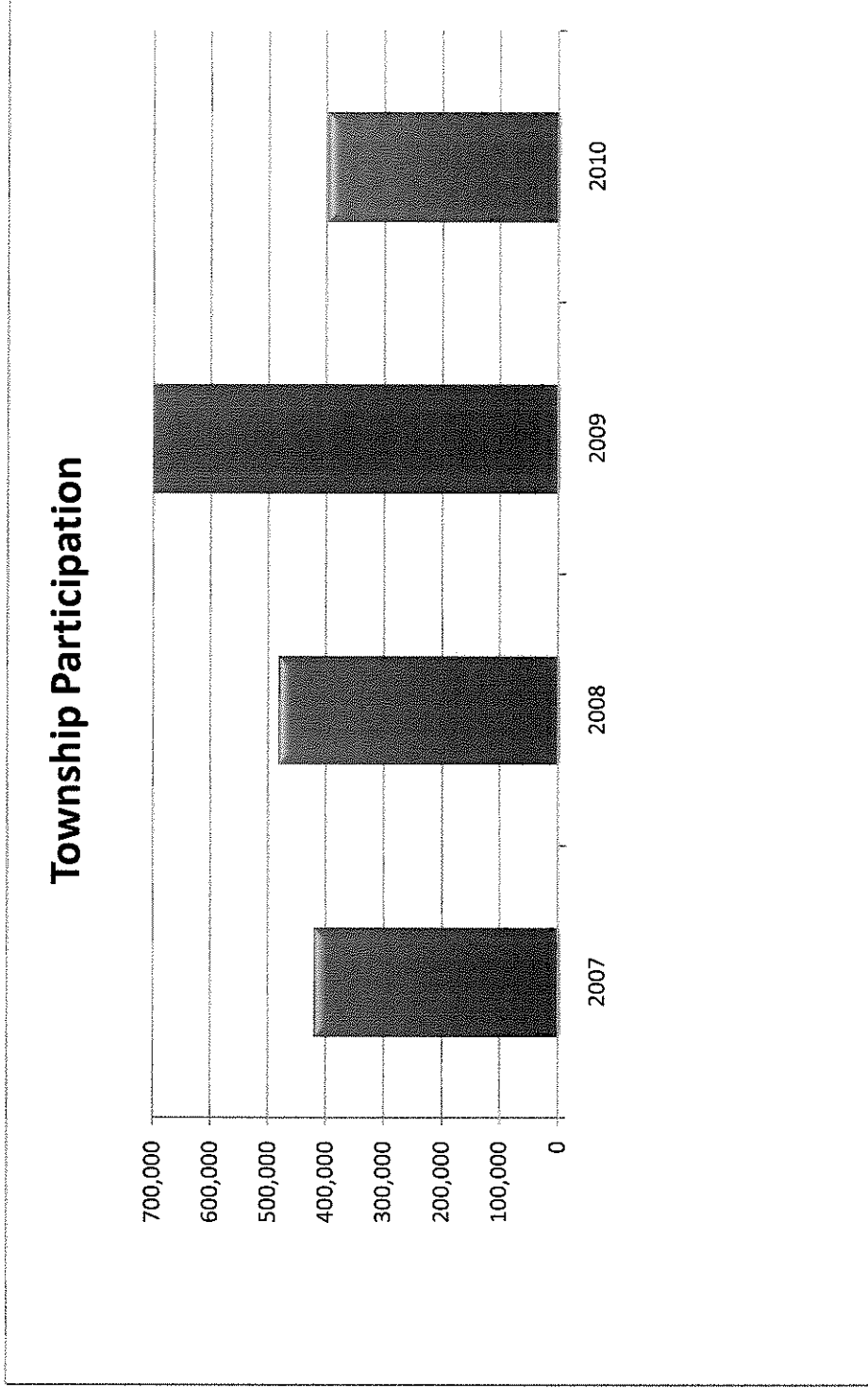
TOWNSHIP	REGULAR MAINT. EXPENDITURE	HEAVY MAINT. EXPENDITURE	TOTAL TOWNSHIP EXPENDITURES	2010 CONTRIBUTION	TOWNSHIP OTHER*
Aetna	\$ 350,058.36	\$ 11,865.34	\$ 361,923.70	\$ 31,485.16	
Austin	\$ 186,216.69	\$ 20,179.29	\$ 206,395.98	\$ 2,900.00	\$ -
Big Rapids	\$ 184,487.58	\$ -	\$ 184,487.58	\$ 71,611.00	\$ 12,988.43
Chippewa	\$ 232,264.64	\$ 210,459.61	\$ 442,724.25	\$ 41,673.75	\$ 3,251.52
Colfax	\$ 223,914.60	\$ 6,125.14	\$ 230,039.74	\$ 2,844.28	\$ 3,014.88
Deerfield	\$ 197,503.16	\$ 429,504.99	\$ 627,008.15	\$ 2,669.00	\$ -
Fork	\$ 144,150.04	\$ -	\$ 144,150.04	\$ 265.18	\$ -
Grant	\$ 166,304.56	\$ -	\$ 166,304.56	\$ -	\$ -
Green	\$ 234,530.70	\$ 321,619.76	\$ 556,150.46	\$ 73,200.00	\$ 3,396.01
Hinton	\$ 260,698.56	\$ 211,041.24	\$ 471,739.80	\$ -	\$ -
Martiny	\$ 237,553.79	\$ 101,984.84	\$ 339,538.63	\$ 40,793.85	\$ 1,783.26
Mecosta	\$ 146,355.22	\$ 63,683.99	\$ 210,039.21	\$ 1,475.91	\$ 5,947.99
Millbrook	\$ 279,360.04	\$ -	\$ 279,360.04	\$ 1,100.00	\$ 1,492.42
Morton	\$ 271,417.93	\$ -	\$ 271,417.93	\$ 40,000.00	\$ -
Sheridan	\$ 182,860.54	\$ -	\$ 182,860.54	\$ 3,800.00	\$ 1,152.98
Wheatland	\$ 175,083.73	\$ 92,611.18	\$ 267,694.91	\$ 81,566.35	\$ -

\$ 3,472,760.14 \$ 1,469,075.38 \$ 4,941,835.52 \$ 395,384.48 \$ 33,027.49

*Township Other: Township **Paid to Others** (and/or MCRC)such as Electric Utilities for Street Lighting, paid for signs and snow removal.

MECOSTA COUNTY ROAD COMMISSION

	2007	2008	2009	2010
TOWNSHIP PARTICIPATION	418,922	481,591	986,602	395,384



**MECOSTA COUNTY ROAD COMMISSION
2010
SCHEDULE OF TOWNSHIP MILEAGE AND POPULATION**

<u>TOWNSHIP</u>	<u>LOCAL</u>	<u>LOCAL URBAN</u>	<u>PRIMARY</u>	<u>PRIMARY URBAN</u>	<u>POPULATION</u>
AETNA	54.19	0.00	15.47	0.00	2,044
AUSTIN	56.04	0.00	15.35	0.00	1,415
BIG RAPIDS	58.87	13.92	13.19	5.31	3,249
CHIPPEWA	46.35	0.00	25.01	0.00	1,239
COLFAX	51.58	0.00	16.76	0.00	1,975
DEERFIELD	55.38	0.00	24.00	0.00	1,630
FORK	60.12	0.00	12.50	0.00	1,678
GRANT	43.64	0.00	18.01	0.00	680
GREEN	65.46	3.93	18.06	0.00	3,209
HINTON	58.13	0.00	22.05	0.00	1,035
MARTINY	48.95	0.00	23.27	0.00	1,606
MECOSTA	55.1	0.00	15.28	0.00	2,435
MILLBROOK	51.56	0.00	16.90	0.00	1,081
MORTON	41.45	0.00	14.31	0.00	3,597
SHERIDAN	55.79	0.00	13.41	0.00	1,357
WHEATLAND	54.53	0.00	6.00	0.00	1,474
TOTALS	857.14	17.85	269.57	5.31	29,704